

DYNAPAC

HIGHWAY PAVER PORTFOLIO

SD2500C SD2500CS SD2550C SD2550CS
SD2500W SD2500WS





SD-SERIES: TRACKED PAVERS

EXCELLENT
PAVING
QUALITY



*Integrated advanced
leveling solutions*

*Perfect overview
with slidable cabin*

Intuitive PaveManager 2.0

Long lasting track design

Efficient drive train

The Dynapac SD Pavers combine decades of engineering experience with constant innovation. All our expertise in the paving process, paving quality, and reliability went into their design.

The Dynapac SD range offers the widest variety of options. Choose from gas or electric heating, standard or high-capacity work. The range also comes with four different power classes, including a sustainable drive concept with Eco mode or the optional Vario-Speed high-performance system.

All pavers come with the same service concept and operating system to ensure maximum uptime.

A NEW PERSPECTIVE ON PAVING

BRINGS PAVING QUALITY TO A NEW LEVEL

STAY PROTECTED FROM ALL WEATHER CONDITIONS

Thanks to a higher seat position and movable platform, operators have an excellent view of the hopper and all working areas for optimal paving results.

EFFORTLESS PAVING DUE TO LOW NOISE & LESS VIBRATIONS

Thanks to an efficient drive concept, additional roof insulation, and a noise-optimized screed design, our highway paver range reduces noise levels to 104db(A). Additionally, they are designed to lower vibrations during transfer.

MATERIAL RECEIVING MADE EASY

Unmatched capacity for reduced segregation & improved paving quality combined with a clear visual indication for the truck driver with Truck-Assist.

REDUCE IMPACT FROM TRUCKS

Hydraulic anti-shock push rollers get rid of the typical marks on the surface due to truck docking. The system also extends the docking length, thus giving you greater flexibility when working with different truck models.




PERFECT GRIP & SMOOTH DRIVE BEHAVIOUR

More ground contact and better grip with Alpha tracks. These unique track pads are specially designed for paving applications and have a higher rubber thickness for longer a service life and less costs.

OPTIMIZED MATERIAL FLOW

The auger drive system is a centrally driven system with a slim gearbox (15cm) and small outer bearings and offers optimal mixture homogeneity despite the high material throughput of up to 1100 tons per hour.



EXTREMELY STABLE SCREED

Our time-proven four-guiding tube principle ensures ideal screed stability. Our screeds are easy to assemble and don't require additional supporting rods, even at large working widths.

IMPROVE PAVING WITH PAVEMANAGER 2.0

This intelligent paving control system can be deployed for numerous applications, from highways, to city paving, while offering quality results and easy monitoring.

WANT TO FIND OUT MORE?

Got to Dynapac Product Information:
Scan the QR code to enter the SD2500CS product site.



BRILLIANT LIGHT CONCEPT

Dynapac offers sophisticated lighting systems for night work: LightAssist, LED lights, LED lighting balloons, auger & engine compartment lights, as well as side and screed lights for wider working widths.

PAVE SMART WITH VARIO SPEED

Load sensing hydraulic system reduces fuel consumption. VarioSpeed is a Dynapac patented drive concept that recognizes the required rpm for the specific working situation and adjusts accordingly.

SAVE FUEL WITH ECO MODE

EcoMode's stepless operation makes it unique in its category. Simply adjust the engine rpm to suit the conditions of your particular job site. Instead of having a fixed rpm level, you can individually set the level for that particular working situation using the eco-function.

EXCELLENT VISIBILITY DUE TO EXTENDABLE PLATFORM

The platform can be extended by 500 mm on both sides for an excellent all-around view. Operators have a clear view into the hopper, conveyor, and auger compartment. Moreover, they always have the marker bar in sight while enjoying direct eye contact with screed operators and truck drivers.

SAFE TRANSPORT

Hydraulically operated locking cylinders for the leveling arm and electric roof lifting. Safe, fast and easy.



JOB SITE CONFIDENCE

Keep your team confident, productive, and secure on the job site. Enjoy optimal work safety, more ergonomics, and easy-to-use operating systems.

MACHINE USABILITY

COMFORTABLE MACHINE ADJUSTMENT

Effortless control is one of our key focuses. We are bringing driven controls on the paver with hydraulic crowning, hydraulic auger height adjustment, electric screed lock, electric rock deflector, electric roof lifting and hydraulic side shields.

FULL VISIBILITY ALSO AT NIGHT JOBS

Dynapac LightAssist and the powermoon option optimally illuminate your night job.

AUTOMATE STANDARD PROCESSES

Permanent steering is out. Let our steering assistant take over, or switch to full automation with 3D Levelling systems.

CHOOSE THE PERFECT SIDE SHIELD

Our machines were built with variability in mind. That's why we offer a wide variety of side shields to perfectly fit your worksite needs.

SPEED UP YOUR DAILY USE

Our VarioSpeed & SetAssist features help you automate and optimize your daily operations for more operating convenience and productivity.



ERGONOMICS

EFFORTLESS PAVING

Enjoy more working ease with our ergonomic comfort seats with their slidable platform and flexible seating position. And when things get hot, look forward to a cool beverage from the included cooling box.

MINIMIZED VIBRATIONS

Say goodbye to shaking with this unique feature, designed to reduce the transfer of vibrations from the machine to the operator.

EASIEST SET UP

Enjoy a hassle-free workday: lift the roof with a touch of a finger, fold your side shields into place without needing a wheel loader, or light up the jobsite with homecoming lights.

REACHABLE CONTROLS

The HMI, the side shield controls, and the screed remote are the key interfaces between the operator and the paver. Stay in perfect control of both sides with the split view feature and remote controls.

KEEP YOUR TOOLS HANDY

Have the tools right there where you need them with additional storage compartments.



HEALTH & SAFETY

AVOID WORKING IN DANGER ZONES

With the MatTracker, the electric rock deflector and the optional camera system you don't need to access danger zones during operations.

KEEP THE FUMES AWAY

A high-capacity fume suction device ensures a cleaner working environment and reduces 96% of fumes according to a NIOSH test.

WEATHER PROTECTION ALL AROUND

Stay protected from the elements with our practical and handy cabin options.

REDUCED NOISE PRESSURE

The Dynapac 104 dB(A) guidelines ensure less noise exposure, thus helping to lower job-related health risks.

LATEST STANDARD

We are committed to designing and creating the most advanced screed series around and maximum compaction results. And always with the latest safety and emission standards in mind.









HIGH PRODUCTIVITY

Increase the productivity of your jobsites through efficient paving and compaction operation. Reduce downtime-related costs.

PLANNING, DOCUMENTATION & CALCULATION PROCESS

KEEP THE OVERVIEW

Track your jobsites live with our Dyn@Link & MatManager systems, or check on your status with the integrated Material Calculator.

STAY CONNECTED

Get the system your project needs with an integrated and wireless open CAN interface to 3rd party solutions.

DOCUMENTATION AS A PART OF YOUR JOB

Enjoy integrated jobsite documentation with MatWiser or systems like Pave IR or PaveTM.

IDLE & WAITING TIME

MATERIAL RECEIVING MADE EASY

Clear visual indication for the truck driver with TruckAssist.

HEATING-UP WITHOUT THE ENGINE

The gas-heated screeds are quickly and quietly brought up to the right temperature without any fuel consumption.

OPTIMIZED SERVICE ACCESS

Fast access to all valves and liquids with the Dynapac Service concept.

APPLICATION THROUGHPUT & OUTPUT

MAXIMIZE THE MACHINES CAPACITY

Reach the highest possible output by equipping your machine with a high-capacity conveyor in combination with a variety of auger sizes.

MAXIMUM POWER

The Dynapac SD-Paver Series offers you all the power and performance your jobsite needs.

GET THE JOB DONE IN ONE GO

Enjoy a 14m working width at 1100t/h. Even the biggest of jobsites are no match for our SD2550 Large Paver in combination with our R-Screed-Series or Vario-Screed working widths. And when used in combination with our Dynapac Feeder, you can reach up to 25m with consolidated material.

REACH YOUR PRE-COMPACTION FASTER

Get projects done faster, reduce the number of roller passes and enjoy optimal quality on all layers with the Dynapac TH-Screed-Series.





MAXIMUM UPTIME

A machine has to run to make money! Minimize non-productive times, and avoid unscheduled break-downs.

MACHINE RELIABILITY

THE ENGINE YOU CAN RELY ON

The powerful and highly durable Cummins Engines have driven our pavers for around 5.1 million hours. And that across the globe.

TESTING ROUTINES

Every machine is thoroughly tested regarding noise emissions and safety-related functions according to ISO3744:2010, ISO 2867, and EN500.

CONTINUOUS VERIFICATION

Each machine is checked for 100% quality before shipment.

SELF DIAGNOSE AND PREDICTIVE MAINTENANCE

Stay on top of your machine's status with Dyn@link and even get early notifications from Pave Manager 2.

COMPANY STANDARDS

To deliver the same high quality and reliability throughout all Dynapac production sites, we hold ourselves to rigorous and frequently audited internal guidelines.

MAINTENANCE & REPAIRS

SERVICE AT ITS BEST

Be always prepared with easy access to all critical machine areas with our comprehensive service and maintenance concepts.

INVESTMENTS STAY LONGER

Extend your warranty or set up a complete service agreement for your Dynapac machines.

SPARE PARTS AVAILABLE WHEN YOU NEED THEM

Enjoy fast delivery times and 24/7 availability for Dynapac spare and wearing parts until ten years after the machine's original shipment.

SCHEDULE YOUR MAINTENANCE NEEDS

With Dyn@LinkGet, you have an easy and concise overview of your machine's status, complete with service intervals & failure notifications.

SETUP, DISMANTLING & CLEANING TIME

QUICK MACHINE CLEAN UP

Get things clean faster with the integrated emulsion spray equipment, tank, and hose reel. A dedicated cleaning mode for the conveyor auger and screed, plus the cleaning-friendly design of the front flap saves time and muscle power.

FAST RELOCATION


Save your paving settings and restore them automatically with the convenient SetAssist system.

GET TO THE RIGHT HEIGHT

Spend no time by finding the right extension box height with the screed's quick height.

FASTEST HEATING

Both of our heating systems speed up paving time for quicker results and maximum quality.





A close-up, low-angle shot of a red Dynapac SD2550CS highway paver. The machine's body is a vibrant red, and a white label with the model number 'SD2550CS' in red lettering is prominently displayed. Below the label, the dark grey, heavy-duty metal components of the paver's hopper and conveyor system are visible. The background is slightly blurred, showing a clear blue sky with some clouds and a paved surface.

SD2550CS



HIGH QUALITY RESULTS

Avoid penalties and rework! Stabilize the quality of your paving and compaction jobs.

SEGREGATION AVOIDANCE

DESIGNED TO KEEP THE MATERIAL MIXED
The special hopper design and a wide material tunnel ensure significantly less cross movement within the material.

LESS TURBULENCES
The high-capacity conveyor helps get rid of movements inside the material itself by increasing the tonnage you transport.

OPTIMIZED FLOW
Enjoy an optimized material flow from the truck hopper to the end of the screed.

SMALLEST DISTORTION
The special auger drive design ensures a continuous material flow in front of the screed.

PERFECT FIT TO YOUR JOB
Enjoy greater flexibility with a wide choice of auger sizes and adjustable screed arms.

EVENNESS

CLEAN UP YOUR WAY
The machine needs to drive as even as possible. The solution to ensure that without accessing danger zones is the electric rock deflector.

STIFFEST SCREED IN THE MARKET
Avoid bending or torsion which will have a direct impact to the paved surface with Vario Screeds and the 4-Tube guiding system.

CONSISTENT SCREED TEMPERATURE
A constant heat distribution throughout the complete working width for tamper, bottom plates and high-compaction-plates with the Dynapac heating systems.

THE VARIETY OF LEVELING SYSTEMS
Perfect results by using advanced Leveling solutions like the MOBA Sonic Sensors, the rotary sensor, big ski systems or the Pave TM solution.

THE PRE-TENSIONED RIGID SCREED
No surface inconsistencies throughout large working widths with the pre-tensioning system in our rigid screed range.

QUALITY DOCUMENTATION

MONITOR YOUR RESULTS
Get quality tracking for seamless documentation with MatScanner, Pave IR, & Pave TM.

ONLINE ACCESS
Easy and intuitive automatic documentation with Dyn@link.

CHOOSE YOUR FAVORITE
Enjoy more compatibility with 3rd party systems. Just add the job site optimization system you prefer, like the MatWiser with direct access to your paver's data.





LOW COST OF OWNERSHIP

Improve the overall profitability of your investment by reducing machine operating costs while maintaining a high equipment value.

MAINTENANCE COST

FAST ACCESS

Our Dynapac Service concept ensures that everything is easily and quickly reachable.

PERFECT TIMING

Plan your maintenance when the machine has free slots with Dyn@link.

WEARING RESISTANT

Look forward to comprehensive service for the operational life of all parts.

RESALE VALUE

REDUCE ENGINE RUNNING TIMES WHILE WORKING

Activate the gas-heated screeds without having to run the engine for greater savings.

MADE IN GERMANY

High-quality, long-lasting materials are engineered and built according to the latest regulations.

PERSONNEL COST

ONE PERSON TO SET-UP

Reach the transport position quickly and conveniently with the foldable side shields.

SUPPORT LESS TRAINED EMPLOYEES

The easy-to-use machine steering, combined with our Pave Manager 2.0 and advanced integrated leveling solutions simplifies operations for everyone involved.

AUTOMATE THE PROCESS

Reduce personnel needed to operate the machine with automation systems like the MatTracker or the Steering Assistant.

DESIGNED TO STAY CLEAN

Avoid additional manual interaction or material in areas where it disrupts the paving process with the hydraulic front flaps. Our TruckAssist feature ensures a clean and seamless material receiving process.

RUNNING COST

ENGINE AUTOMATION

Our VarioSpeed feature lets you use the lowest possible engine RPM for greater fuel and cost savings.

EFFICIENT INTEGRATED CLEANING

Enjoy easy and efficient post-job cleaning. With the integrated emulsion spray equipment, you always have the right amount necessary.

ALWAYS THE RIGHT AMOUNT OF GREASE
Save on resources with our central lubrication system.





SD2500CS





ENVIRONMENT & SUSTAINABILITY

Protect the environment while showing your social responsibility and collect on tenders that require low CO2 and noise emissions.

RECYCLING CONTENT

RE-USE IS A CORE VALUE

All our machines are made using up to 95% recyclable material.

PAVE WHAT YOU HAVE PLANNED BEFORE

Dynapac R- and V-Screed Series are capable to handle also the stickiest recycling material.

NOISE EMISSION

LOWEST ENGINE POWER NEEDED

Our engines regulate themselves to use as little fuel as necessary while still providing all the power you need for paving based on the VarioSpeed concept. It also ensures the lowest possible engine noise level.

STRINGENT INTERNAL GUIDELINES

Our goal is that all of our machines operate within a noise level range of below 104 dB(A).

QUIET COMPACTION

Because there is no frictional contact during paving, there is no difference between the TV- or the TH- Screed regarding noise emission.

CARBON FOOTPRINT

OPTIMIZE YOUR OUTPUT

Stay in control of what you pave while using only the necessary amount of material. The integrated screed width measuring system, material calculator, and job site management systems like the MatManager make it possible.

BUILD OUT OF RECYCLABLES

The material Dynapac machines are built with are to 95% recyclable to reduce the carbon footprint in production.

ENVIRONMENT FRIENDLY

Reduce your carbon footprint with efficient systems like VarioSpeed or the TH-Screed series. Both are powered by engines using the latest Stage V after-treatment technology.



PAVING ESSENTIALS

Your satisfaction is key. As your partner for the road ahead, we offer a wide array of options, services, and best-in-class features.

FUME SUCTION



CERTIFIED FOR 94% EFFECTIVITY

- Protection from fumes generated by the discharge of hot asphalt mix at the auger
- A high-capacity suction fan pulls the fumes from the auger and discharges them in the hopper
- The front exhaust chamber is removable so that access to the engine is not blocked
- The drive system for the blower is well protected in the engine chamber and is much quieter
- Installation of the fume suction system does not disturb auger visibility
- In the case of paver application using a large material hopper, the exhaust fumes can be connected to the material hopper.
- Significantly improved working conditions
- NIOSH certified with 94% effectivity


CABIN OPTIONS

CHOOSE THE WORKSPACE YOU NEED

Enjoy working in an open cabin, or one that is closed on the front and sides with our Weather House feature, or stay warm with the insulated Weather House Plus. Operators can also look forward to more sitting ergonomics with our special comfort seats.

Adjust your workplace the way you want with the Dynapac HMI and the slidable platform. Or take a deserved break and enjoy hot meals and cold drinks with the integrated cooling and heating boxes.

DRIVE



EFFICIENCY IS KEY

A combination of dynamic controlled pumps and optimized hydraulic routing ensures that the energy for the drive train is kept at a minimum.

- Dynapac designed pump gearbox
- Monitored crawler and wheel drive pumps to ensure best traction possible
- Easy to reach DEF-tank (StageV machines)
- Performance 4-cell intercooler

All Dynapac machines are designed with the goal of not going above the maximum noise level of 104 dB(A).

Store everything you need right where you need it.



UNDERCARRIAGE



CRAWLER SYSTEM

Highest traction even at largest widths.

- Robust rubber trackpads
- High torque independent hydraulic motors per side
- A grease based tensioning system to adjust according to your needs
- Optional manual or electric controlled rock deflector with integrated gravel float stop function

SIDE SHIELD CONTROLS



CLEAR FEEDBACK WITH INTEGRATED CONTROLS

Stay on top of your machine's status with directly visible switches including clear feedback. Save time & automate your screed movement while in operation by activating the MatTracker directly from the screed operator's position. Optimize the resources needed by turning the side shield heating on and off via a dedicated switch while directly viewing the heating status.

Digital transformation has raised the bar for industrial manufacturers best-in-class features.

HOPPER & CONVEYOR



CHOOSE YOUR HOPPER MODEL

A specially shaped hopper allows you to receive and store material more efficiently, thus avoiding physical and thermal segregation. Chamfers in the hopper's corners prevent the material from sticking and guide it directly to the feeding conveyor in the middle of the machine.

Choose from different options: standard hopper 12t, extended standard hopper 15t, or the insulated hopper. The hopper flaps can be individually controlled or synchronized based on your personal settings within the pave manager operating system.

Two independent controlled conveyor lines ensure a continuous material flow to feed even the largest working widths.

REMOTE CONTROL

Simple and easy to use for direct access to sensor selection, options, tamper / vibration / high-compaction settings and additional functions like rock deflector activation, auger lifting, screed lifting and material calculator.



DIGITAL ASSISTANTS



PAVEMANAGER 2.0

With the intuitive dashboard, you have full control of your machine and the paving process with direct access to the most important functions.

The operating system (OS) Pave Manager 2 OS is the digital heartbeat of the machine and offers advanced access to digital machine functions and the camera system.

The remote control function gives you direct access to each side shield, as well as to the main machine settings and integrated leveling system.

SET ASSIST

Fast relocation can be challenging, it requires getting the same settings as before in order to duplicate the previous mat specifics. SetAssist helps you to get into transport mode with just a push of a button. To restore your settings, just press and hold the restore button and the machine moves back to its previous setup.

SCREED WIDTH ASSIST

Monitor your actual screed width in real-time using the integrated screed width sensors and combine the data with the material calculator to monitor your progress and material consumption.

TRUCK ASSIST

Have a convenient communication with all truck drivers on site and bright hopper side markers for night jobs.

OPEN INTERFACE

A standardized interface and protocol tool that gives all interested third-party systems direct and secure access to Dynapac data and is based on a unidirectional gateway.



MATMANAGER

An optimally functioning material chain with as few stops as possible is crucial to creating a perfectly paved surface. Using the documentation of your full material feeding process can help you in optimizing your machine usage and logistics. And when it comes to that, the MatManager is the tool to do all that and more.

MATTRACKER

Automate the screed extension and retraction based on trackable edges at your job sites.

MATWISER

A web-based reporting system that provides users with a perfect overview of their projects. The data can either be used internally or in the documentation for customers. All data can either be printed out as a report or shared via the MatWiserTM online portal.

3D LEVELLING

Create precise profiles based on external references using a 3rd party 3D-Leveling system. Simply connect your 3rd party leveling controller to the MOBA system and it will automatically appear. Select the 3D sensor setup or mix the integrated leveling with an external reference. Everything is possible.

INTEGRATED LEVELLING

All Dynapac Highway Pavers come with an integrated leveling system made by MOBA. Precise leveling is crucial for increasing high-quality paved surfaces. Our leveling portfolio offers you all tools needed.

Compaction & Heating: Two key factors to obtain a perfect result. Choose from two screed series.

R-SERIES

RIGID SCREEDS - MAXED OUT PERFORMANCE AND STABILITY

- Stable screed design with optional hydraulic end pieces
- Working width range from 3.00m – 14.00m
- Integrated pre-tensioning system
- Gas-and electrical heating systems

The R-Series Screeds come with a heavy duty section connection in the screeds middle to ensure highest stability for crowning even at a width of 14m.

V-SERIES

VARIO SCREEDS - POWERFUL PARTNER ON YOUR JOB SITE

- Hydraulic extendable
- Working width range from 2.55m – 9.70m
- Gas-and electrical heating systems
- Variety of compaction systems
- Advanced assistant systems
- Variety of side shield options

Equal quality ensured throughout the width due to industry leading stable design. The continuous high compaction is based on advanced high compaction technologies. No material segregation occurs due to guided material flow. Fast setup and dismantling times. Low profile to create perfect overview. Integrated advanced assistant systems to reduce operator workload and increases safety processes: Stick to the maximum noise level of 104 dB(A).



SD-SERIES HIGHWAY PAVER COMPATIBLE SCREEDS

V-SERIES HIGH COMPACTION

HIGH COMPACTION SCREEDS

The Dynapac TH E Screed range is designed to deliver excellent surface quality on every layer. You no longer need to care about the material you use or the environmental conditions on your jobsite. The HCU-Design (High Compaction Unit Design) allows easy adjustments via the remote controls while every HCU unit works completely independent.

This ensures maximum productivity, flexibility and outstanding reliability.

THE stands for Tamper High compaction Electrical heated. All TH E screeds come with a special high compaction system in each screed section that combines static hydraulic pressure with a high amount of kinetic vibration energy and high frequencies to also reach the lowest areas of the paved mat without increasing the machine's energy consumption by boosting the efficiency.



Electrical or gas heated screeds?

In general the gas heated screeds are more efficient compared to the electrical heated screeds since the energy density of gas is way higher compared to diesel and the overall system efficiency of gas heated screeds is higher. So gas heated screeds contribute to the reduction of the carbon footprint.

However, there are job site which do not allow gas burners or if the handling of the gas bottles is an obstacle in operation, the electrical heated screed are the right choice.



COST CONTROL THAT SAVES BIG

Being active in the Road Construction business requires considerable investment. Every square meter involves an operational cost composed of fixed costs such as interest on equipment acquired, labor costs, insurance and equipment depreciation, but also variable costs such as expenses for fuel, wear and maintenance.

SERVICE COMMITTED TO YOUR FUTURE

GENUINE PARTS AND KITS

- Preventive maintenance kits
- Genuine Filters
- Fluids and lubricants
- Wear and repair kits
- Upgrade Kits

SERVICE

- Right competence
- Training program
- Inspection & service program
- Extended Warranty & Service Agreement

CONSUMABLES

- Road Milling Tools (bits)

PREVENT THE COST OF A BREAKDOWN

REGULAR MAINTENANCE PREVENTS COSTLY STANDSTILLS.

Equipment breakdowns have a direct impact on your productivity. No production means no revenue, but the fixed costs stay the same, resulting in lower profitability. By avoiding breakdowns and increasing the reliability of your machine, you will be able to produce more per year, which will immediately improve your profitability.

COMPONENTS DESIGNED TO REDUCE COST OF MAINTENANCE

- Track pads with thicker rubber increase lifetime
- Conveyor bottom plates with symmetric design for double use
- Generator with shaft drive for longer lifetime
- Long lasting screed heating coils with plug connections
- Screed bottom plates in Hardox 500
-

PREVENTIVE MAINTENANCE KITS

EASY OF ACCESS TO ALL MAINTENANCE POINTS

- Hydraulic components conveniently located on the left side
- Coolers, air filter as well as generator access on right side
- Engine from front, top and bottom
- Electrical components from the platform
- Oil drain facility on the left side
- Fuel tank accessible from left side
- Over 320 l capacity for long interval between refills





TECHNICAL DATA

LARGE PAVER RANGE

TECHNICAL DATA	SD2500W	SD2500WS	SD2500C	SD2500CS	SD2550C	SD2550CS
Theor. paving capacity	700 t/h	750 t/h	700 t/h	800 t/h	900 t/h	1100 t/h
Max. working width	7.50 m	9.00 m	9.00 m	10.00 m	12.00 m	14.00 m
MASSES						
Weight (incl. standard screed)	18.50 t	18.50 t	18.50 t	18.50 t	20.0 t	20.0 t
TRACTION						
Maximum paving speed	28 m/min	28 m/min	28 m/min	28 m/min	28 m/min	28 m/min
Transport speed	4.0 km/h	4.0 km/h	4.0 km/h	4.0 km/h	4.0 km/h	4.0 km/h
ENGINE						
Manufacturer/ Model	Cummins QSB6.7-C173	Cummins QSB6.7-C173	Cummins QSB6.7-C173	Cummins QSB6.7-C173	Cummins QSB6.7-C220	Cummins QSB6.7-C260
Emissions according to	EU Stage IIIA	EU Stage IIIA	EU Stage IIIA	EU Stage IIIA	EU Stage IIIA (Tier 3)	Stage IIIA/IV (Tier3/4f)
Rated power, SAE J1995	129 kW	129 kW	129 kW	142/149 kW	164/168 kW	194 kW
Electrical system	24 V	24 V	24 V	24 V	24 V	24 V
Fuel tank capacity	320 l	320 l	320 l	320 l	320 l	320 l
AUGER						
Auger diameter	430 mm	430 mm	430 mm	430 mm	430 mm	430 mm